

International Journal of Engineering Sciences & Research Technology

(A Peer Reviewed Online Journal)
Impact Factor: 5.164



Chief Editor
Dr. J.B. Helonde

Executive Editor
Mr. Somil Mayur Shah

**INTERNATIONAL JOURNAL OF ENGINEERING SCIENCES & RESEARCH
TECHNOLOGY****COMPARISON OF MECHANICAL STRENGTH OF ALUMINUM CARBON FIBER
COMPOSITE WITH ALUMINUM BASALT FIBER COMPOSITE****Gaurav^{*1}, Subodh² & Dr. Dharamvir Mangal³**^{*1}Research Scholar, Mechanical Engineering Department, GBU, Greater Noida, U.P., India²Assistant Professor, Mechanical Engineering Department, HRIT, Ghaziabad, U.P., India³Assistant Professor, Mechanical Engineering Department, GBU, Greater Noida, U.P., Indi

DOI: 10.5281/zenodo.2640680

ABSTRACT

Since its beginning, Human is always try to sustainable actions in all the direction associated with human. It's may be for energy saving, environment protection, reduce to effort, cost reducing and so on. It's also applicable in case of composite. Intensively developed polymer composite materials (PCM) are used in different sectors of industry and technology. They are successfully replacing traditional construction materials and also permit the conditions that exclude use of metals. One of the basic reinforcing elements of composite materials is fibers. A composite is a material, that consist of at least two material macroscopically, that work together to achieve the better and favorable properties [1] from the previous materials. In the composite these components do not dissolve into each other and remain visible macroscopically.

The main purpose of this paper to investigate the mechanical strength of Carbon fiber reinforced metal matrix composite (CFR-MMC) and compare with mechanical strength of Basalt fiber reinforced metal matrix composite (BFR-MMC). The investigated specimen is composed of aluminum oxide and carbon fiber and compare the mechanical strength of (CFR-MMC) with Basalt fiber reinforced metal matrix composite (BFR-MMC). To investigate the mechanical strength there is mainly do two strength test i.e. compressive strength, tensile strength on the universal testing machine and analysis specimen deformation and their load Vs displacement curve. With the help of load-displacement curve, we will be able to conclude the behavior and strength of investigated specimen and their functionality and applications areas.

KEYWORDS: Macroscopically, Composite, Matrix, Fiber.**1. INTRODUCTION**

In the modern age, Increasing interest in enhancement of properties including lighter weight, higher strength, low thermal expansion, more wear resistance and high operating temperature has driven the automotive and aircraft industry to focus on application of composites as engine components and space structures as means to increase the performance, efficiency and durability of engine components. The stability of the components and structures made of MMCs over a long period of time in severe thermal environments becomes the crucial design concern [2]. It is essential to evaluate new materials for their thermal stability and to measure their physical properties. The limitations of conventional metallic materials have led to increased focus on fiber reinforced MMCs as potential candidates for a variety of uses [3]. Fibers are subjected to strong shear stresses and friction phenomena that reduce their length and their aspect ratio as well. One of the main factors affecting fiber breakage is fiber-fiber interaction [4]. A composite is a material, that consist of at least two material macroscopically, that work together to achieve the better and favorable properties from the previous materials. In the composite these components do not dissolve into each other and remain visible macroscopically. Its mean that these are attach to each other by the physical contact. It creates the different between composite and alloys because in the alloy material are mixed chemically and after the mixing there cannot be separation of materials [5]. Fibers reinforced composites are versatile engineering materials that associate strong fibers with lighter and low cost matrix in order to attain superior performance [6]. Like the fiber reinforced composites there are metal matrix composites (MMC) are also available. Polymer matrix composites are predominantly used for the aerospace industry, but the decreasing price of carbon fiber is widening the applications of these composites to



include the automobile, marine, sports, biomedical, construction and other industries [7]. The favorable properties of fiber and matrix are utilized to the maximum while the unfavorable properties of one component are compensated by the other components as much as possible [8].

2. MATERIALS AND METHODS

Two categories of aluminum rod viz. two hollow rods of aluminum oxide of 19 mm diameter, of length 155 mm and two solid rods of aluminum oxide of diameter 16mm, of length 155 mm and seven layers of 0.2 mm thickness of carbon fiber. A composite of carbon fiber reinforced metal matrix composite (CFR-MMC) has been made by a solid rod of 16 mm diameter and the outer surface of rod is layered with carbon fiber with the help of adhesive resin. The outer surface is covered by the seven layers (thickness of one layer equal to 0.2 mm). This process occurs on the two aluminum oxide rods of 16mm diameter. And these two rods are inserted into two hollow rods of 19 mm diameter. Now two samples of carbon fiber reinforced metal matrix composite (CFR-MMC) is ready for testing. Similarly, we prepare two samples of basalt fiber reinforced metal matrix composite (BFR-MMC). Now we have two specimen of CFR-MMC and two specimen of BFR-MMC of 19 mm diameter and 155 mm length. Two specimen is for compressive testing and two for tensile testing and compare their mechanical properties.

The specimen of aluminum oxide-basalt fiber & carbon fiber composite is shown in Fig.1.



Fig.1. Specimen of aluminum oxide-basalt fiber & carbon fiber composite

3. RESULTS AND DISCUSSION

3.1. Compression strength test

Compressive strength or compression strength is the capacity of a material or structure to withstand loads tending to reduce size, as opposed to tensile strength, which withstands loads tending to elongate. Compression test is used to determine how a product or material reacts when it is compressed its determined specimen behavior under a compressive load. These include an elastic limit. This is also called proportional limit. Some materials are subject to a compressive force show initially a linear. $E = \text{Stress (s)} / \text{Strain (e)}$

Where E is known as Young's modulus for compression its significance that how much the material will deform under applied compressive load before plastic deformation.

The specimen dimension and ultimate load is shown in Table.1.

The setup of compressive testing is shown in Fig.2 and result of compressive test with comparison is shown in Fig.3, Fig.4 and Fig.5.



Fig.2. Setup of compressive testing

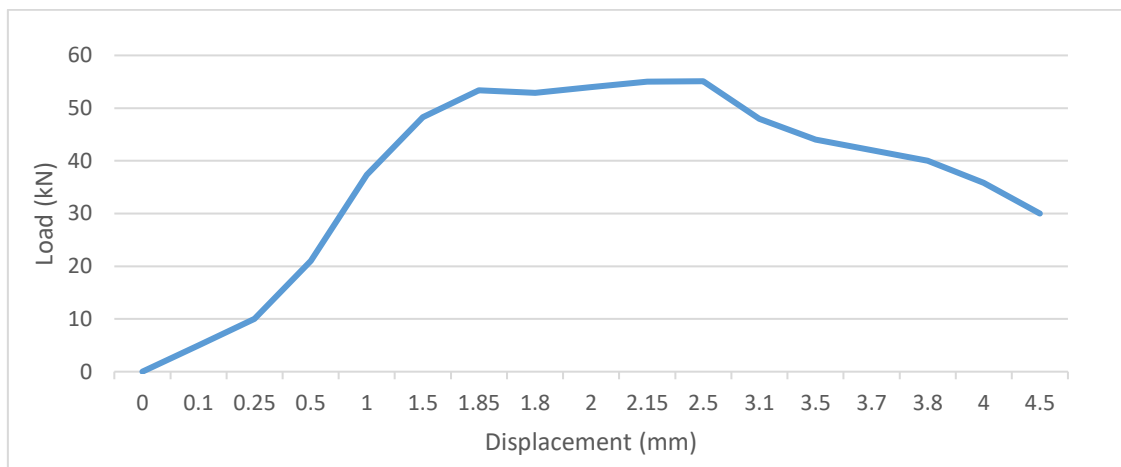


Fig.3. Compressive Test of Aluminum Basalt Fiber Composite

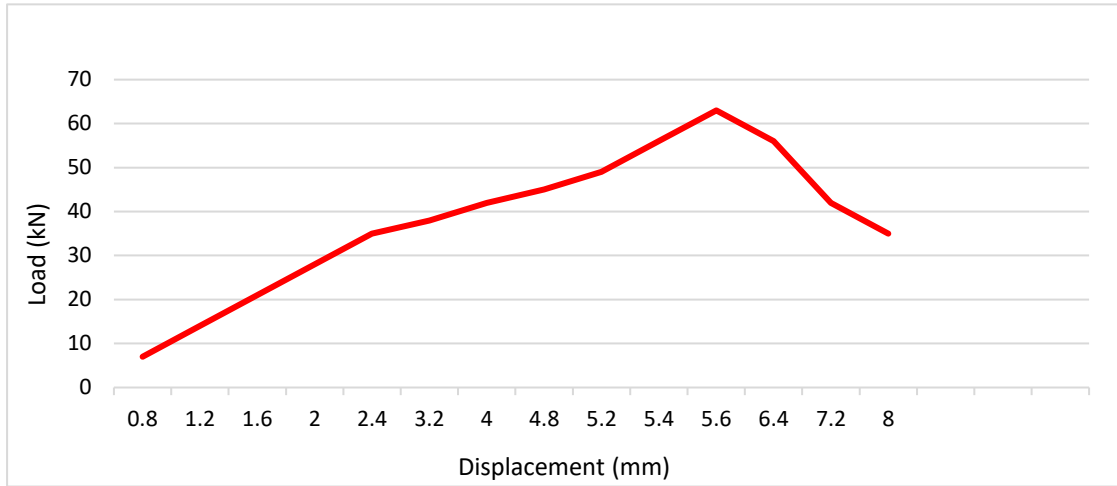


Fig.4. Compressive Test of Aluminum Carbon Fiber Composite

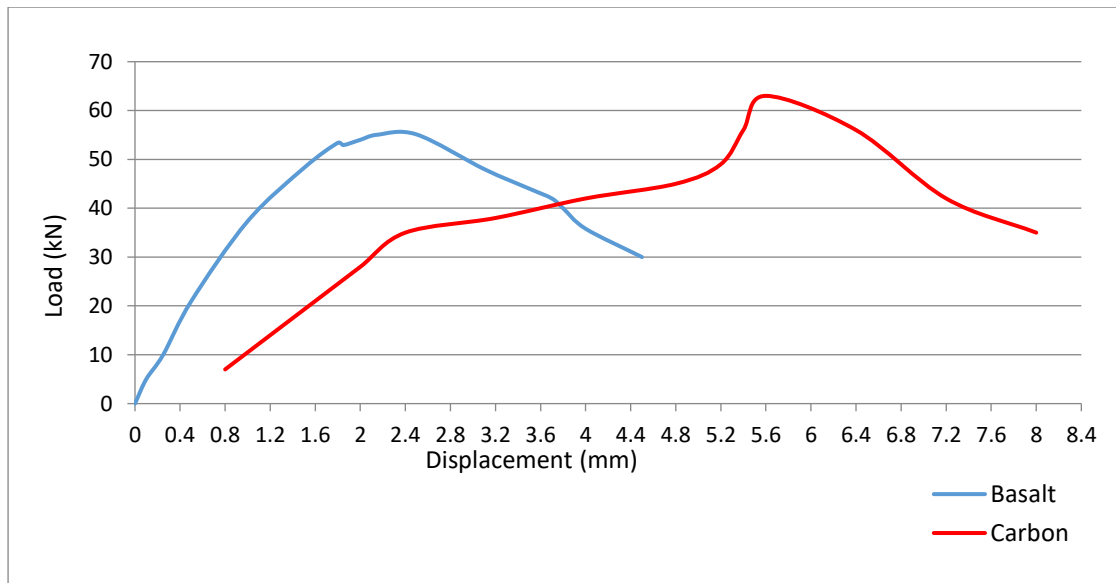


Fig.5. Comparison Between Carbon Fiber and Basalt Fiber Composite

Table 1. The specimen dimension and ultimate load

Parameter	Carbon Fiber Composite	Basalt Fiber Composite
Diameter (mm)	19	19
Cross-sectional Area (mm ²)	282.63	282.63
Ultimate Load (kN)	65.98	55.04

3.2. Tensile test

The stress applied to a material is the force per unit area applied to the material. The maximum stress a material can stand before it breaks is called the breaking stress or ultimate tensile stress. Tensile means the material is under tension. The forces acting on it are trying to stretch the material. The specimen dimensions and results parameters is shown in Table 2. The setup of tensile testing is shown in Fig.6 and result of tensile test with comparison is shown in Fig.7, Fig.8 and Fig.9.



Fig.6. Setup of tensile testing

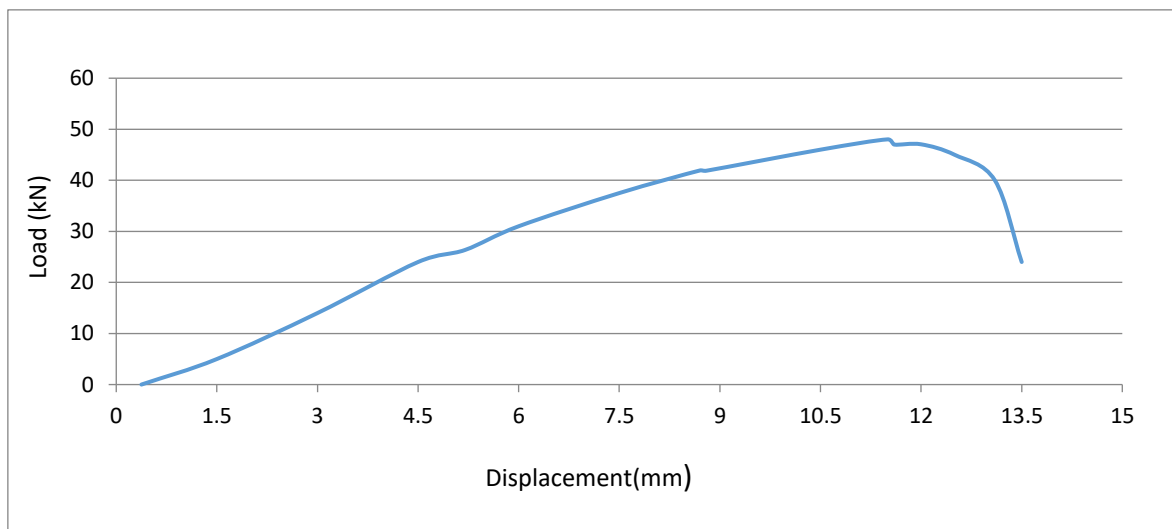


Fig.7. Tensile Test of Aluminum Basalt Fiber Composite

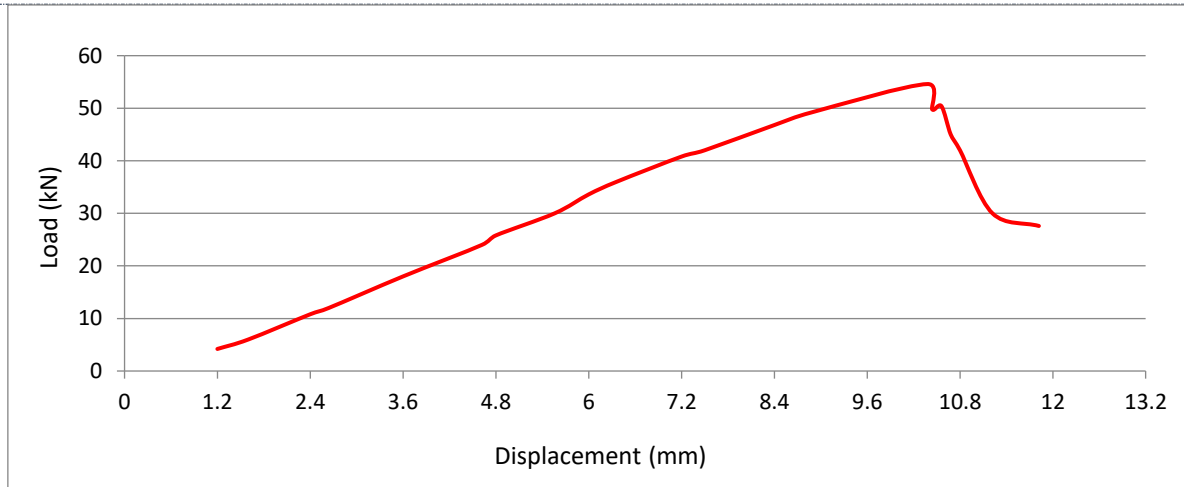


Fig.8. Tensile Test of Aluminum Carbon Fiber Composite

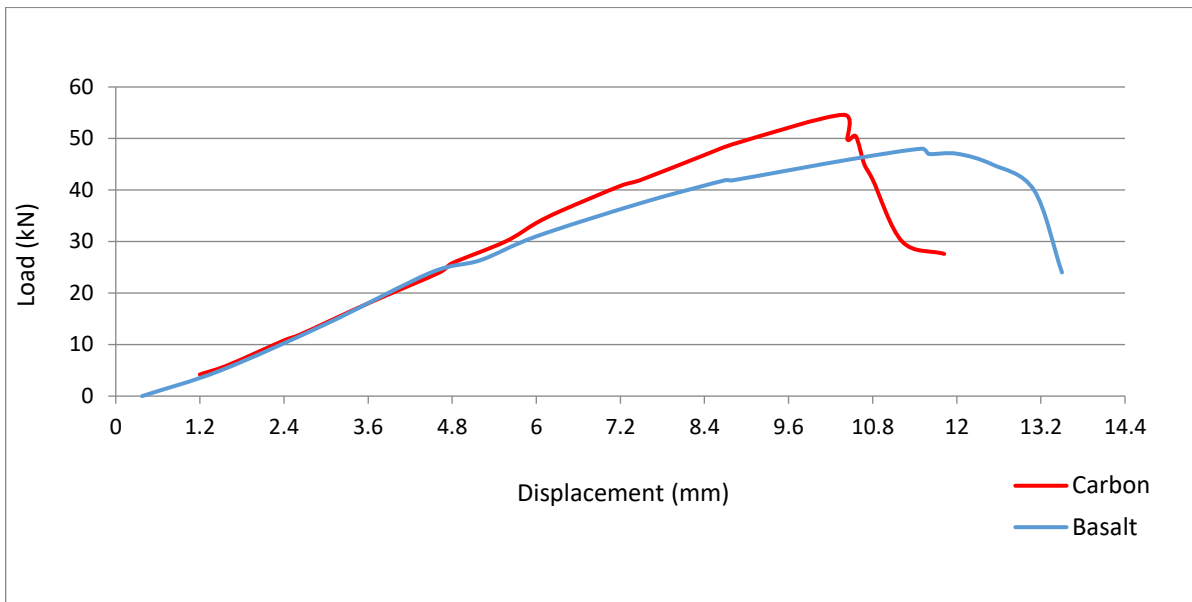


Fig.9. Comparison Between Carbon Fiber and Basalt Fiber Composite

Table 2. The specimen dimensions and results parameters

Parameter	Carbon Fiber Composite	Basalt Fiber Composite
Diameter (mm)	19.20	19.20
Cross-sectional Area (mm ²)	289.53	289.53
Gauge Length (mm)	50	50
Elongation Length (mm)	52.2	52.1

Elongation (%)	4.4	4.2
Ultimate Load (kN)	54.60	48.02
Ultimate Tensile Strength (MPa)	189	166
Yield load (kN)	54.60	41.92
Yield Stress (MPa)	189	145

4. CONCLUSION

With the help of this experiment we have reached on the conclusions. These are -

1. Aluminum carbon fiber reinforced composite have the higher compressive strength than aluminum basalt fiber reinforced composite and it is more suitable for the compressive load.
2. Aluminum carbon fiber reinforced composite have the higher tensile strength than aluminum basalt fiber reinforced composite and it is more suitable for tensile load.
3. Yield stress of aluminum carbon fiber reinforced composite is high than aluminum basalt fiber reinforced composite.
4. Elongation of aluminum carbon fiber reinforced composite is high than aluminum basalt fiber reinforced composite so that ductility of aluminum carbon fiber reinforced composite have the higher than aluminum basalt fiber reinforced composite ductility..

REFERENCES

- [1] Subodh, Praveen Kumar Gautam, Dharamveer Singh Mangal "Analysis of Mechanical Strength of Aluminium-Basalt Fiber Composite" Volume-6 issue-2, PP 1-4, Feb 2018.
- [2] S. C. Sharma. "Effect of albite particles on the coefficient of thermal expansion behavior of the Al6061 alloy composites", Metallurgical and Materials Transactions A, 03/2000.
- [3] S.Ezhil Vannan, S.Paul Vizhian "Investigation on the Influence of Basalt Short Fiber on Thermo-Physical Properties of Aluminium Metal Matrix Composites International Journal of Soft Computing and Engineering (IJSCE) ISSN: 2231-2307, Volume-3, Issue-3, July 2013.
- [4] Fu S-Y, Mai Y-W, Lauke B, Yue C-Y. Synergistic effect on the fracture toughness of hybrid short glass fiber and short carbon fiber reinforced polypropylene composites. Mater Sci. Eng, A 2002;323:326-35.
- [5] Deonath, Ramanarayan, K.Pradeep, and Rohatgi: Journal of material science Vol.16, 1981, pp.1025
- [6] Agarwal BD, Broutman LJ, Chandra Shekhara K. Analysis and performance of fiber composites. 3rd ed. Hoboken, NJ, USA John Wiley & Sons; 2006.
- [7] Chawla KK. Composite materials science and engineering. 3rd Ed. New York, NY, USA: Springer; 2012.
- [8] Callister WD, Jr. Rethwisch DG. Materials science and engineering: an introduction. 9th ed. Hoboken, NJ, USA: John Wiley & Sons; 2014.